

CLASSIC STEEL



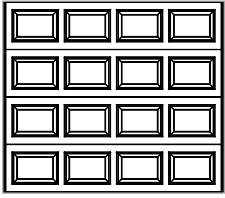
Model 8024, Colonial Panel, Black finish, Clear I windows

DOOR FEATURES

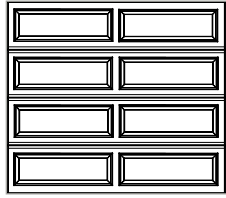
- Embossed, 24-gauge steel panels give the look of wood with the strength of steel
- Two-coat, baked-on polyester finish is virtually maintenance-free. This finish also makes an excellent base if you repaint to match the existing exterior color of your home
- Heavy-gauge steel wrap-around end caps trim-out door edges for better appearance and improved strength
- SilentGlide™ rollers with nylon tires and solid steel shafts provide years of smooth, quiet, dependable service (not available in all sizes)
- Tongue-and-groove panel joints fit together snugly to help seal out wind and weather
- Bulb-shaped bottom seal remains flexible to keep out bad weather

1 Choose Your Style


Steel panels are embossed with a wood grain texture giving the look of genuine wood.



Colonial



Ranch*



Sonoma

*Not available with wind load options.
Not available in all areas.

2 Choose Your Color



White



Almond



Black

Actual colors may vary from brochure due to fluctuations in the printing process. Always request a color sample from your Dealer for accurate color matching.

	8024	8224
Polystyrene Insulation	No	Yes
Insulation R-value*	N/A	7.4
Construction	1 Layer (Steel)	2 Layers (Steel Insulation)
Gauge of Steel	24	24
10-Year Warranty	Yes	Yes

*Wayne Dalton uses a calculated door section R-value for our insulated doors.

Warranty

Models 8024/8224 offer a 10-Year limited warranty against cracking or splitting due to rust-through. See dealer for complete warranty details.

See all the looks available on our garage door design center at wayne-dalton.com.



3 Choose Your Windows

Colonial panel window options



Cascade I



Cathedral I



Clear I



Prairie I



Sherwood I



Stockton I



Waterton I



Williamsburg I

Ranch panel window options



Arched Stockton



Cascade II



Cathedral II



Clear II



Prairie II



Sherwood II



Stockton II

Sonoma panel window options



Arched Stockton



Cascade I



Cascade II



Cathedral I



Cathedral II



Clear I



Clear II



Prairie I



Prairie II



Sherwood I



Sherwood II



Stockton I



Stockton II



Waterton I



Waterton II

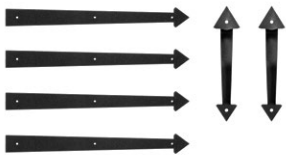


Williamsburg I



Williamsburg II

4 Choose Your Decorative Hardware



Arrow




Aspen



Barcelona



Bean



Conifer



Fleur De Lis



Spear

AFTER

BEFORE



Model 8024, Colonial panel, White finish, Cathedral I windows



Garage Door Design Center

To see this door on your home, visit wayne-dalton.com, or download our Garage Door Design Center app. Upload a photo of your home and experiment with panel designs, color options, window styles and decorative hardware designs. Instant curb appeal awaits you with just a click of your mouse.

Wayne Dalton
GARAGE DOORS

DISTRIBUTED BY:

2501 S. State Hwy. 121 Bus., Ste 200
Lewisville, TX 75067

wayne-dalton.com

